



WELCOME TO HRIS

Request for Recruitment (RFR)

Request for Contract Extension (RCE)

Leave & Lieu Form (Form Cuti & LiL)

Secretariat Penomoran Surat

Absensi Online Kemitraan

Training Request Form

🌟 Install HRIS-Kemitraan App 🌟



Employee Panel

HRIS - Kemitraan Partnership

Announcements 2024

1 Jan: Tahun Baru 2024

8 Feb: Isra Miraj

9-10 Feb: Tahun Baru Imlek & Cuti Bersama

14 Feb: Pemilu 2024



Request a Leave

Please complete this form in advance to request a leave



Letter Request Form - Secretariat



Request for Recruitment (RFR) - HRIS Kemitraan

<https://hris.kemitraan.or.id/request-for-recruitment/>



Request for Contract Extension (RCE) - HRIS Kemitraan

<https://hris.kemitraan.or.id/request-for-contract-extension-rce/>

© 2024 HRIS Kemitraan

Jalan Taman Margasatwa no 26C, Pj Minggu, Jakarta Selatan

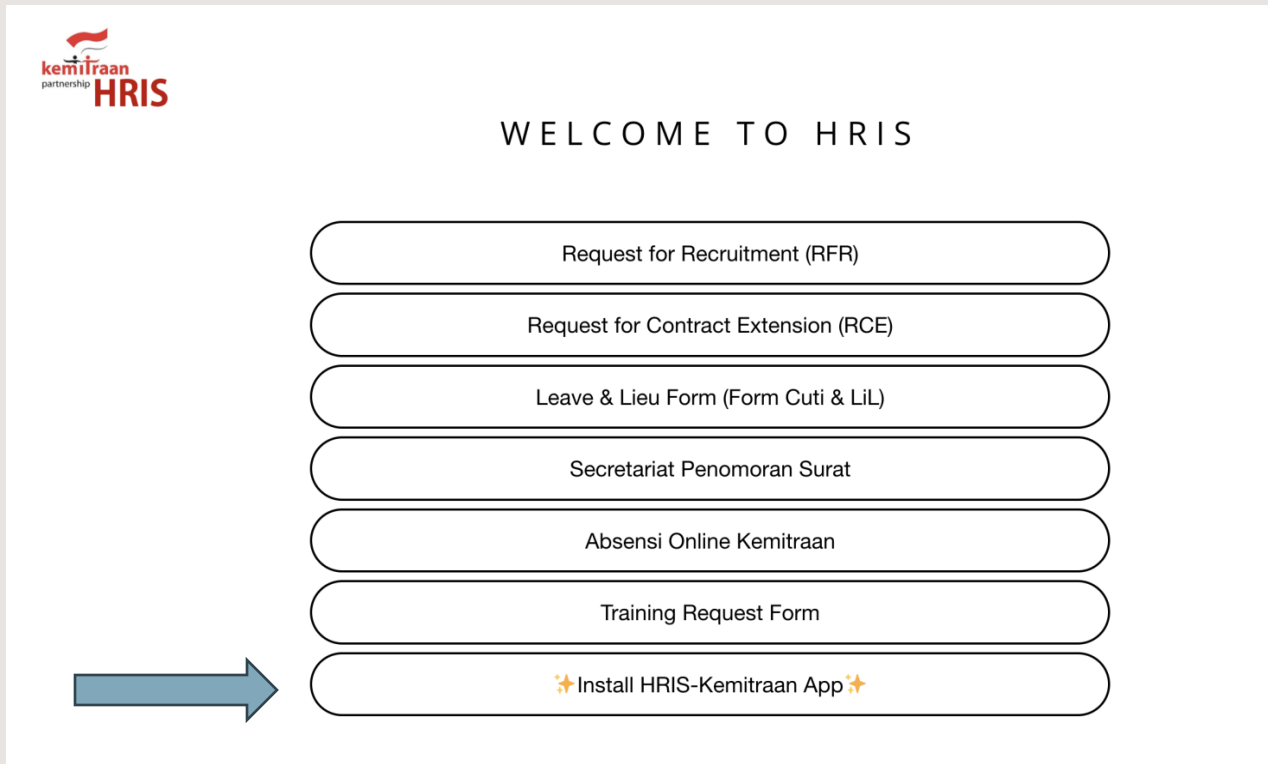
If you notice any error contact us: hris@kemitraan.or.id

Launching HRIS App

ANNUAL LEAVE
LEAVE IN LIEU
WORKING FROM HOME

Introducing HRIS Kemitraan – Apps

hris.kemitraan.or.id

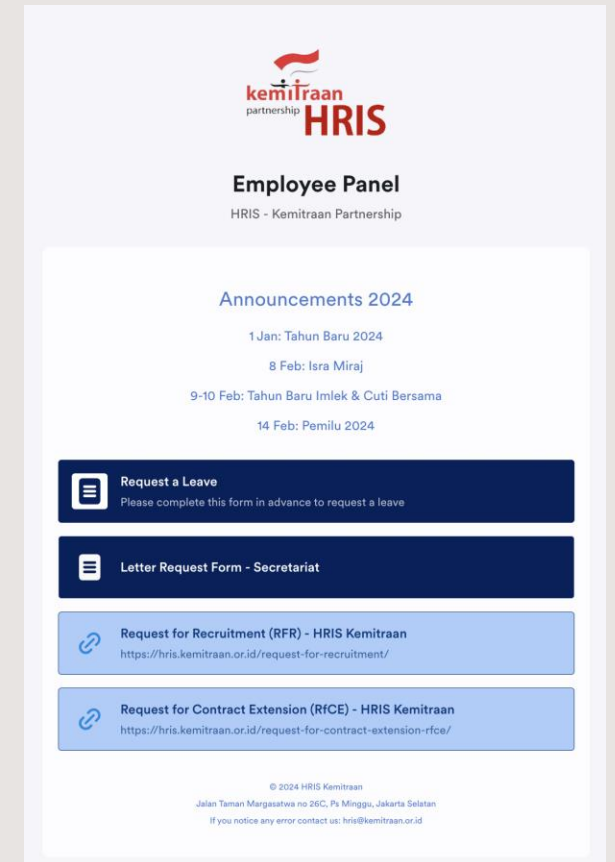
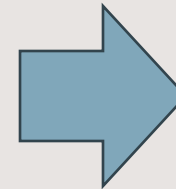


The screenshot shows the HRIS Kemitraan website home page. In the top left corner is the logo for 'kemitraan partnership HRIS'. The main heading is 'WELCOME TO HRIS'. Below this heading is a vertical list of seven rounded rectangular buttons. From top to bottom, the buttons are: 'Request for Recruitment (RFR)', 'Request for Contract Extension (RCE)', 'Leave & Lieu Form (Form Cuti & LiL)', 'Secretariat Penomoran Surat', 'Absensi Online Kemitraan', 'Training Request Form', and 'Install HRIS-Kemitraan App' (with star icons on either side). A blue arrow points from the left towards the 'Install HRIS-Kemitraan App' button.

kemitraan
partnership
HRIS

WELCOME TO HRIS

- Request for Recruitment (RFR)
- Request for Contract Extension (RCE)
- Leave & Lieu Form (Form Cuti & LiL)
- Secretariat Penomoran Surat
- Absensi Online Kemitraan
- Training Request Form
- ★ Install HRIS-Kemitraan App ★



The screenshot shows the 'Employee Panel' of the HRIS Kemitraan website. At the top is the logo for 'kemitraan partnership HRIS'. Below the logo is the heading 'Employee Panel' and the subtitle 'HRIS - Kemitraan Partnership'. The main content area is titled 'Announcements 2024' and lists several dates: '1 Jan: Tahun Baru 2024', '8 Feb: Isra Miraj', '9-10 Feb: Tahun Baru Imlek & Cuti Bersama', and '14 Feb: Pemilu 2024'. Below the announcements are four dark blue buttons with white text and icons. The first button is 'Request a Leave' with a menu icon and the text 'Please complete this form in advance to request a leave'. The second button is 'Letter Request Form - Secretariat' with a menu icon. The third button is 'Request for Recruitment (RFR) - HRIS Kemitraan' with a link icon and the URL 'https://hris.kemitraan.or.id/request-for-recruitment/'. The fourth button is 'Request for Contract Extension (RCE) - HRIS Kemitraan' with a link icon and the URL 'https://hris.kemitraan.or.id/request-for-contract-extension-rcfe/'. At the bottom of the page is the copyright notice '© 2024 HRIS Kemitraan' and the address 'Jalan Taman Margasatwa no 26C, Ps Minggu, Jakarta Selatan', along with the contact email 'hris@kemitraan.or.id'.

kemitraan
partnership
HRIS

Employee Panel
HRIS - Kemitraan Partnership

Announcements 2024

- 1 Jan: Tahun Baru 2024
- 8 Feb: Isra Miraj
- 9-10 Feb: Tahun Baru Imlek & Cuti Bersama
- 14 Feb: Pemilu 2024


- Request a Leave**
Please complete this form in advance to request a leave
- Letter Request Form - Secretariat**
- Request for Recruitment (RFR) - HRIS Kemitraan**
<https://hris.kemitraan.or.id/request-for-recruitment/>
- Request for Contract Extension (RCE) - HRIS Kemitraan**
<https://hris.kemitraan.or.id/request-for-contract-extension-rcfe/>

© 2024 HRIS Kemitraan
Jalan Taman Margasatwa no 26C, Ps Minggu, Jakarta Selatan
If you notice any error contact us: hris@kemitraan.or.id

Introducing HRIS Kemitraan – Apps

hris.kemitraan.or.id

✨ Install HRIS-Kemitraan App ✨



macOS user:

1. Click ☰ Icon on top-right bar
2. Click Install HRIS KEMITRAAN
3. HRIS-KEMITRAAN is installed!

Windows user:

1. Click ☰ Icon on top-right bar
2. Click Install HRIS-KEMITRAAN
3. HRIS-KEMITRAAN is installed!


© 2024 KEMITRAAN HRIS

if you notice any error contact us: hris@kemitraan.or.id

Introducing HRIS Kemitraan – Apps

hris.kemitraan.or.id



✨ Install HRIS-Kemitraan App ✨



© 2024 KEMITRAAN HRIS

if you notice any error contact us: hris@kemitraan.or.id

Android user:

1. Click Google Play Button
2. Click  icon on top-right
3. Click  icon Install app
4. Click "Install"
5. HRIS-ACE is installed!

iPhone user:

1. Open browser with Safari
2. Click App Store Button
3. Click  icon on bottom-center
4. Click  Add to home-screen
5. HRIS-ACE is installed!



Introducing HRIS Kemitraan – Apps

A screenshot of a web application form for requesting leave. The form is white with rounded corners and a light blue header bar. On the left, a dropdown menu for "Type of Request" is open, showing a list of leave types. On the right, there are input fields for "Day(s) of Leave" and "To Date".

Type of Request *

- ✓ Please Select
- Annual Leave
- Sick Leave
- Leave in Lieu
- Working from Home
- Period Leave
- Maternity Leave
- Paternity Leave
- Unpaid Leave
- Special Leave

Day(s) of Leave *

Please Select

To Date *

DD-MM-YYYY

Date